










































ON-TRACK RESULTS

Rank	Country	No.	Institute & team name	Attempts	Best result
1		302	I.E.S Cotes Baixes ECO-DIMONI	5	742 km/kWh
2		306	College Marcel Doret Team Eco'Momes 31	4	626 km/kWh
3		301	Itis Leonardo Da Vinci Team Zero C	4	603 km/kWh
4		326	Schulzentrum am Sund Greendrive	4	582 km/kWh
5		307	Lycée Léonard de Vinci Augustine	4	535 km/kWh
6		334	Universidade Da Beira Interior AERO@UBI	4	519 km/kWh
7		304	College Pierre BAYLE Team Bayle Eco Mobile	4	497 km/kWh
8		318	I.U.T Vehipole Saint Briec Armor Eco Challenge	5	491 km/kWh
9		315	University of Ruse Avtomobilist	4	472 km/kWh
10		309	University of West Attica (UniWA) Poseidon	4	458 km/kWh
11		323	Polytech Nancy Eco Motion Team by Polytech Nancy	4	365 km/kWh
12		321	Lycée Pierre Paul Riquet Riquet Eco Car	4	350 km/kWh
13		328	Kalman Kando Secondary School Kandó Electric	4	347 km/kWh

14		303	Technische Universität Graz TERA TU Graz		345 km/kWh
15		331	ITIP L. Bucci FAENZA nafta RACING		328 km/kWh
16		330	National University of Ireland, Galway National University of Ireland Galway		323 km/kWh
17		324	Universite De Limoges Limotion		299 km/kWh
18		314	School of Agriculture And Forestry N.Vaptsarov blue-ev		289 km/kWh
19		316	Ensta Bretagne Team ENSTA Bretagne		262 km/kWh
20		325	PST Université Paris Ouest PSTVA		246 km/kWh
21		319	IUT Orléans Hyperbole++		205 km/kWh
22		338	Universidad Politécnica de Cartagena - UPCT UPCT SOLAR TEAM		204 km/kWh
23		327	National Technical University Of Athens Prometheus		201 km/kWh
24		341	Yildiz Technical University AE2 PROJECT TEAM		197 km/kWh
25		343	Colchester Institute Pteron		155 km/kWh
26		337	Universidad Catolica San Antonio UCAM RACING TEAM		155 km/kWh
27		332	Stedelijk Gymnasium Haarlem TeamSGH		153 km/kWh
28		335	Secondary Technical school of Transport Trnava DOPRAVACI2		153 km/kWh
29		329	University of Debrecen DE MFK TEAM		98 km/kWh

TECHNICAL INSPECTION RESULTS

Rank	Country	No.	Institute & team name	Completion
-		339	Bogazici University BuAlert	Complete
-		310	Campus ESPRIT Industries Campus Redon	Complete
-		340	Middle East Technical University METU-CET	Complete
-		346	University of Strathclyde Team Strath	Complete
-		333	Ubbo Emmius Team Ubbo Emmius	Complete
-		312	Ecole Polytechnique De Bruxelles ULBECO	0/12 Passed
-		345	University of Southampton UoS TEAM	0/12 Passed